

EAST HERTS COUNCIL

ENVIRONMENT SCRUTINY COMMITTEE – 17 FEBRUARY 2015

REPORT BY THE CHIEF EXECUTIVE AND DIRECTOR OF CUSTOMER AND COMMUNITY SERVICES

ENVIRONMENT SCRUTINY HEALTHCHECK – OCTOBER 2014 TO DECEMBER 2014

WARD (S) AFFECTED: All

Purpose/Summary of Report:

To set out a report on the performance of the key indicators that relate to Environment Scrutiny for the period October 2014 to December 2014.

RECOMMENDATION FOR ENVIRONMENT SCRUTINY

That:

(A) the reported performance for the period October 2014 to December 2014 be noted.

(B) the Executive be advised of any further recommendations.

1.0 Background

1.1 This is a performance report relevant to Environment Scrutiny's terms of reference covering the period October 2014 to December 2014.




1.2 The report contains a breakdown of the following information by each Corporate Priority:



- An overview of performance, in particular where there have been issues and remedial actions taken during the period. Should members want more detailed information on a specific month, they should refer to that month's Executive Corporate Healthcheck report available on the council website.
- The indicators where data is collected monthly, with performance for December 2014 presented in detail (the most up to date available) with previous months summarised in a trend chart.
- The indicators where data is collected quarterly, with performance

for Quarter 3 presented in detail (the most up to date available) with previous quarters summarised in a trend chart.

- 1.3 All councillors have access to Covalent (the council’s performance management system), should they wish to interrogate the full range of performance indicators. The Performance Team are able to provide support and training on using the Covalent system if required.
- 1.4 **Essential Reference Paper ‘B’** Shows a summary analysis of the performance indicators that are reported to Environment Scrutiny. Please note when reviewing the summary where a performance indicator is showing a deteriorating trend compared to the previous period, it does not mean it is necessarily ‘Red’ or ‘Amber’.
- Essential Reference Paper ‘C’** Shows the full set of performance indicators that are reported on a monthly basis to this committee. Essential Reference Paper C has been sorted by status e.g. all performance indicators that are ‘red’ are listed first etc.
- Essential Reference Paper ‘D’** Provides guidance notes and definitions for the performance indicators relating to Environment Scrutiny Committee.

The codes used in relation to performance indicator monitoring are as follows:

Status	
	This PI is 6% or more off target.
	This PI is 1-5% off target.
	This PI is on target.

Short Term Trends	
	The value of this PI has changed in the short term.
	The value of this PI has not changed in the short term.

2.0 Report – Indicators grouped by Corporate Priority

Place

Performance analysis

- 2.1 **EHPI 2.6 – Percentage of residual waste (refuse) sent for disposal.** Performance was ‘Amber’ for Quarter 3 for the second consecutive quarter. The trend is similar to that experienced last quarter. This is a rolling quarter covering the periods from September to November.
- 2.2 **EHPI 191 – Residual household waste per household.** Waste levels were high in November 2014 (this indicator reports one month in arrears) when compared with data from the rest of year. However when a comparison is made with November 2013 (299 kgs) performance is much improved.
- 2.3 **EHPI 192 – Percentage of household waste sent for reuse, recycling and composting.** Although November 2014 performance has slightly declined from the previous month (this indicator reports one month in arrears), performance has improved when a comparison is made to the same period last year (52.68% in November 2014 compared to 50.61% in November 2013).
- 2.4 **EHPI 2.1e – Planning Enforcement: Service of formal Notices.** No notices were served in December 2014 therefore there is no performance to analyse.
- 2.5 The following indicators were ‘Green’, meaning that the targets were either met or exceeded for December/Quarter 3 for 2014. They were:
- EHPI 2.1d – Planning Enforcement: Initial site inspections.
 - EHPI 2.2(45) – Number of collections missed per 100,000 collections of household waste.
 - EHPI 2.4 – Fly-tips: Removal.
 - EHPI 2.5 – Total waste collected by the district (kg per household).
 - EHPI 2.23 – Planning decisions delegated to officers.
 - EHPI 157a – Processing of planning applications: ‘Major’ applications.
 - EHPI 157b – Processing of planning applications: ‘Minor’ applications.
 - EHPI 157c – Processing of planning applications: Other applications.

2.6 While meeting the target for December 2014 the following indicator showed a declining trend when performance was compared to the previous month:

- EHPI 2.2(45) – Number of collections missed per 100,000 collections of household waste.
- EHPI 2.5 – Total waste collected by the district (kg per household).
- EHPI 157a – Processing of planning applications: Major applications.
- EHPI 157b – Processing of planning applications: Minor applications.
- EHPI 157c – Processing of planning applications: Other applications.
- EHPI 191 – Residual household waste per household.
- EHPI 192 – Percentage of household waste sent for reuse, recycling and composting.

Please refer to **Essential Reference Paper ‘C’** for full details.

Prosperity

Performance analysis

2.7 The following indicators were ‘Green’, meaning that the targets were either met or exceeded for December 2014. They were:

- EHPI 6.8 – Turnaround of pre NTO PCN challenges
- EHPI 6.9 – Turnaround of NTO Representations

Please refer to **Essential Reference Paper ‘C’** for full details.

3.0 **Implications/Consultation**

3.1 Information on any corporate issues and consultation associated with this report can be found within **Essential Reference Paper ‘A’**.

3.2

Background Papers:

- 2013/14 Estimates and Future Targets Report – Executive 4 March 2014.

Contact member:

Councillor Malcolm Alexander – Executive Member for Community Safety and Environment.

Councillor Paul Phillips – Executive Member for Economic Development.

Contact Officer:

Ceri Pettit – Corporate Planning and Performance Manager

Contact Tel Ext No 2240

ceri.pettit@eastherts.gov.uk

Report Author:

Karl Chui – Performance Monitoring Officer

Contact Tel Ext No 2243

karl.chui@eastherts.gov.uk